PL Instrukcja montażu
CZ Instrukce k instalaci
D Montageanleitung
GB Assembly instruction
F Midel d'emploi
HU Szerelési útmutató
I Istruzione di montagio
NL Handleiding voor de montage
RU Инструкция по установке
RO Instructiuni de instalare
SK Návod na inštaláciu
TR Montaj talimati
S E Montering instruktion
SLO Navodila za namestitev
HR Upute za sastavljanje

DINGO 120

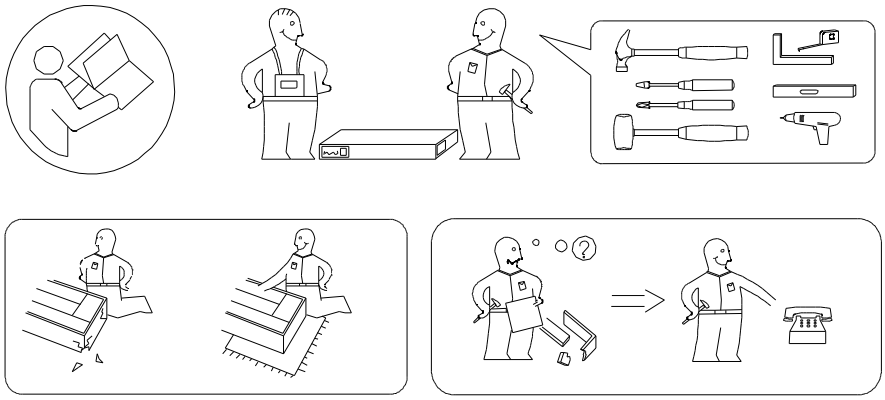

Uwaga . Upozornini. Achtung . Attention . Caution Firyelem . Attenzione . Opgelet . внимание
Atentie . Upozornenie . Dikkat . Uppmärksamhet . Uppmärksamhet . Pozor . Pažnja

PL	Czyszczenie należy wykonywać wyłącznie za pomocą ściereczki lekko nawilżonego ręcznika. nie stosować środk ów czyszczących do szorowania.	**I**	La pulizia deve essere eseguita solo con un panno e un asciugamano leggermente inumidito. non utilizzare agenti abrasivi.
CZ	Čištěn í by se mělo provádět pouze hadř íkem a mírn ě navlhčeným ručníkem. nepou živejte abrazivní prostředky.	**NL**	Reinig alleen met een stofdoek of lichtjes met een vochtige doek.Gebruik geen schurende of bijtende poetsmiddelen.
D	Bitte nur mit einem Staubtuch oder leicht feuchtem Lappen reinigen. Keine scheuernden Putzmittel verwenden.	**RU**	Чистку следует производить только тряпкой, слегка смоченной полотенцем. не используйте чистящие средства.
GB	Please only clean with a duster or a damp cloth. Do no use any abrasive cleaners.	**RO**	Curatare trebuie efectuata numai cu o carpa sau cu un prosop usor umezit.Nu utilizati agenti de curatare abrazivi.
F	Le nettoyage doit être effectué uniquement avec un chiffon, une serviette légèrement humidifiée. n'utilisez pas d'agents à récurer.	**SK**	Čistenie by sa malo uskutočňovať iba pomocou handričky a mierne navlhčen ého uteráka. nepou živajte drsné prostriedky.
HU	A tisztítást csak ruhával, enyhén megnedvesített törülköz ővel szabad elvégezni. ne használjon tisztítószert a súroláshoz.	**TR**	Temizlik sadece bezle, hafif çe nemlendirilmi ş havluyla yapılmalıdır. ovma maddeleri kullanmayın.
SE	Torka rent med en fuktig trasa. Använd endast vatten eller ett milt rengöringsmedel. Torka torrt med en ren trasa.	**SLO**	Obrišite z vlažno krpo. Uporabljajte le vodo ali blag detergent. Posušite s čisto krpo.
HR	Očistite vlažnom krpom. Upotrijebite samo vodu ili blagi deterdžent. Posušite čistom krpom.		

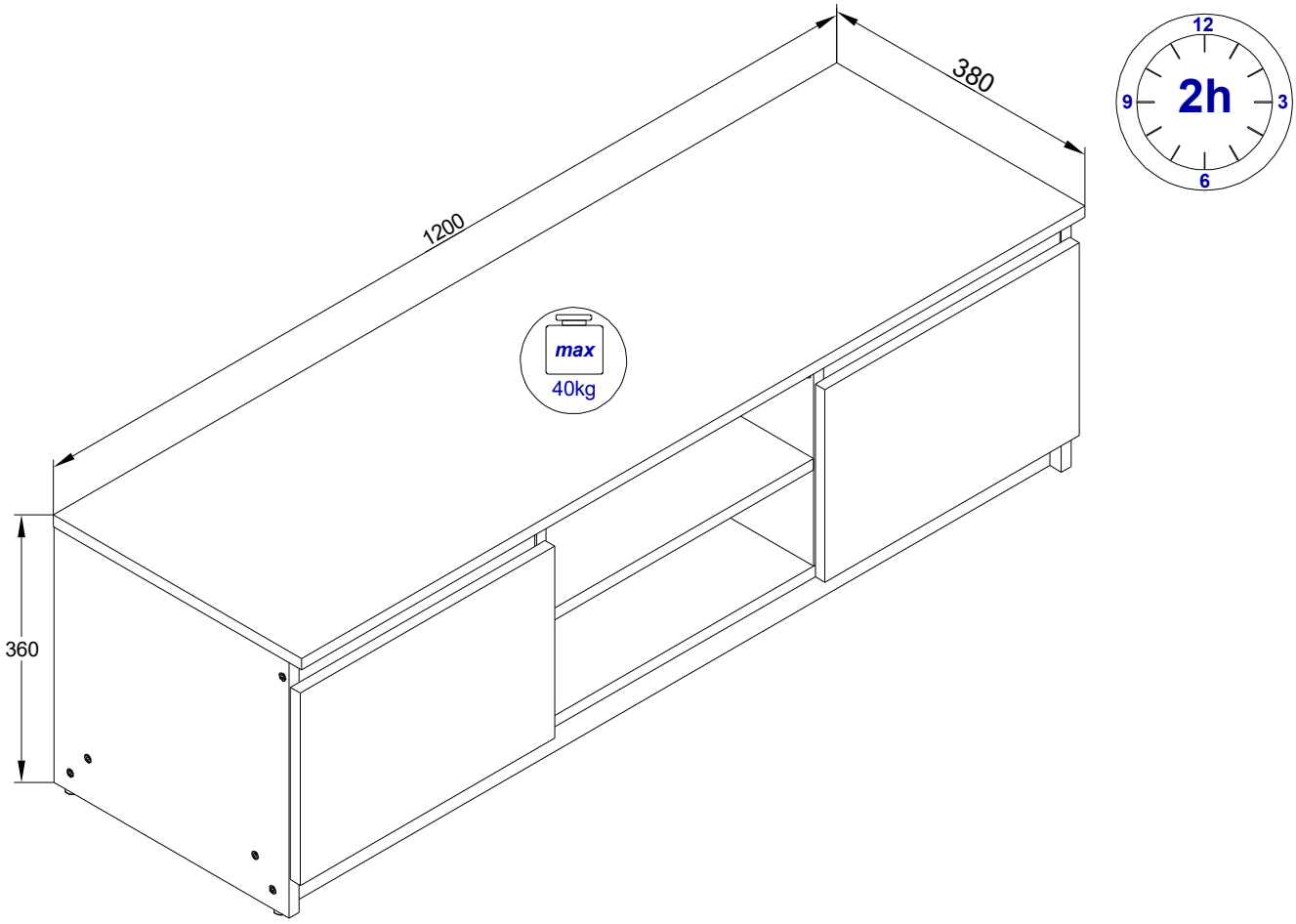

I

A
8

II

B	L	D
4	4	4

III

B	8.0x30 D	I
4	4	4

IV

6.3X13 F	Z
8	4

VI-VII-VIII-IX-X

I	T	K	J	X1
6	8	16	1	12

Karta serwisowa . Servisní list Service . Karte Service card . Carte de service .Szervizkártya
Scheda di servizio . Service kaart .Сервисная карта . Fisa service . Servisný list . Servis karti
servicekort . servisno kartico . servisna kartica

DINGO 120



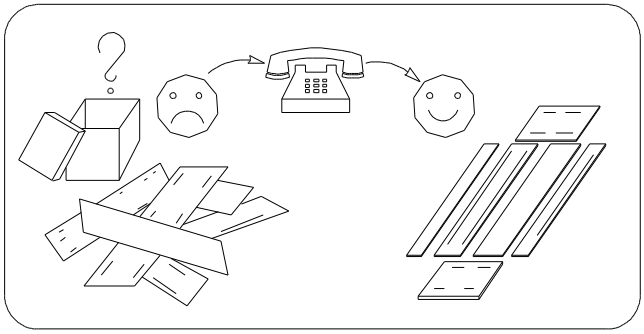

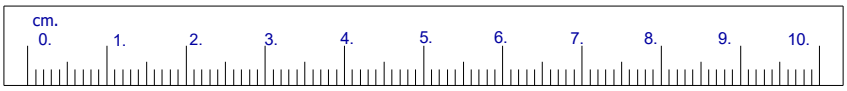

1302

13000

1308

1304

1306

1305

1310

1309

1303

13010

1309

1307

1308

1307

I

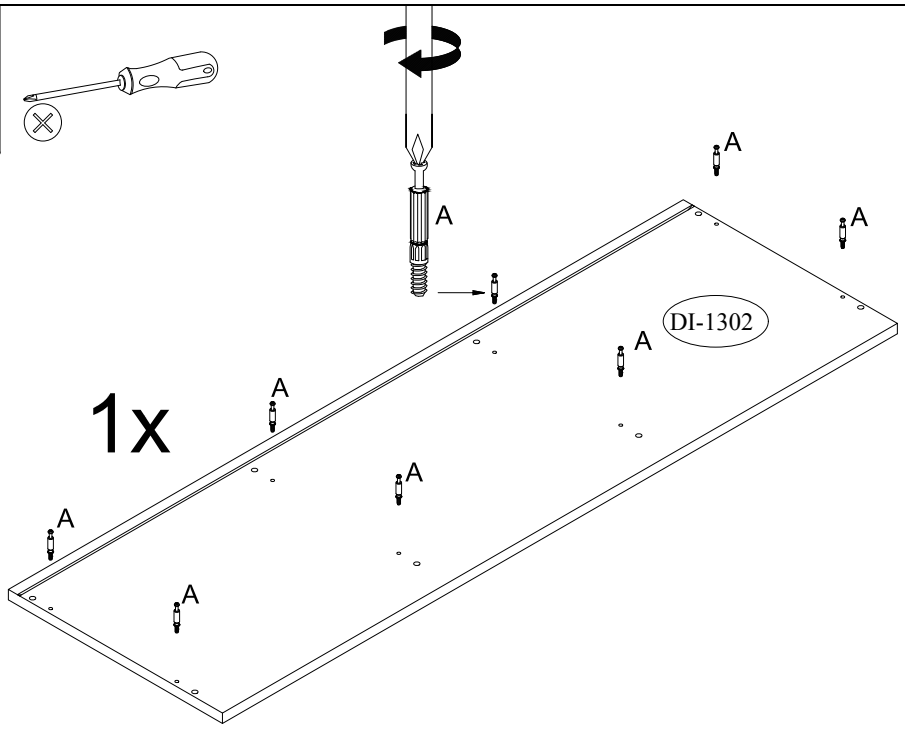
A
A
A
A
A
A
A
A
DI-1302
1x

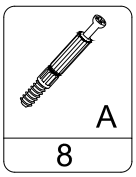
A
8

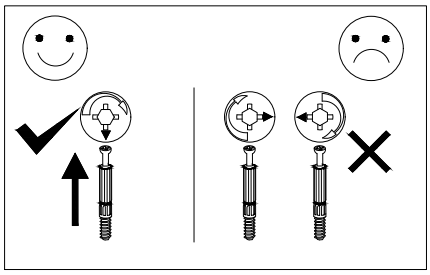





II

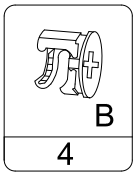
B
4

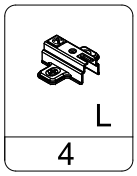
L
4

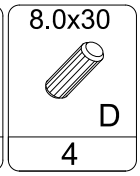
8.0x30
D
4

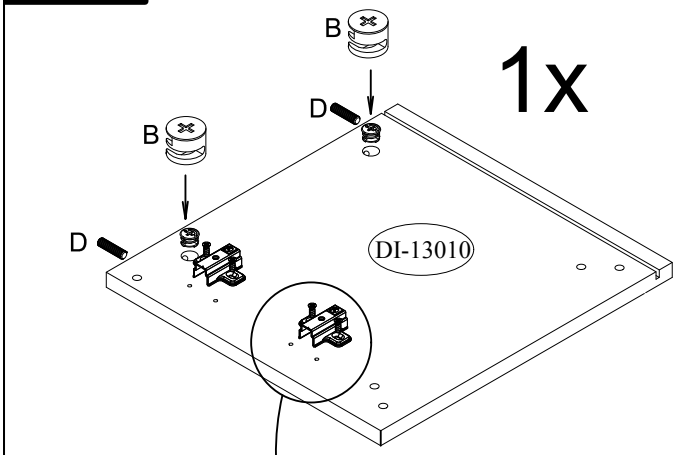
B
B
D
D
1x
DI-13010

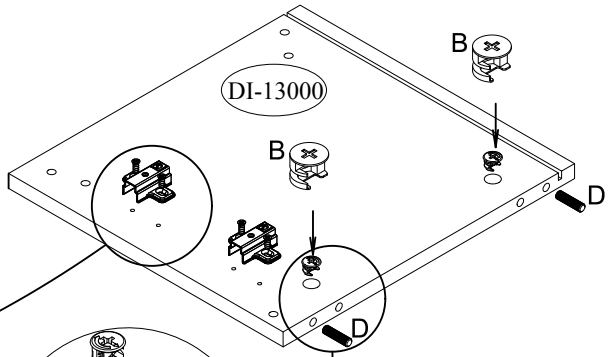
1x
B
B
DI-13000
D
D

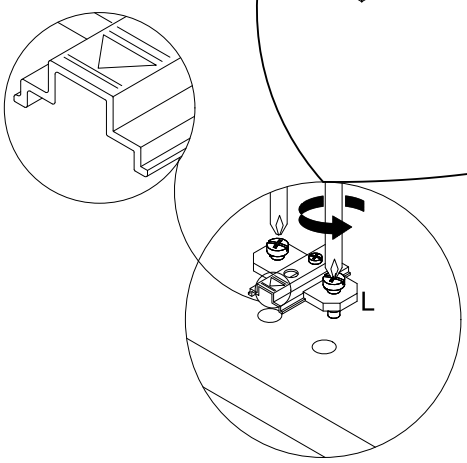
L

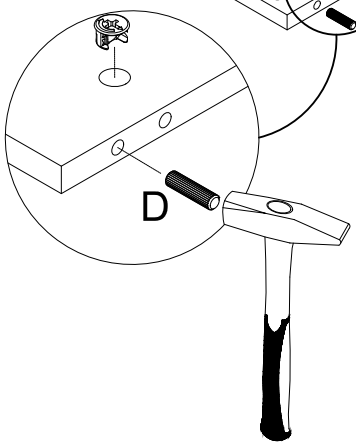
D

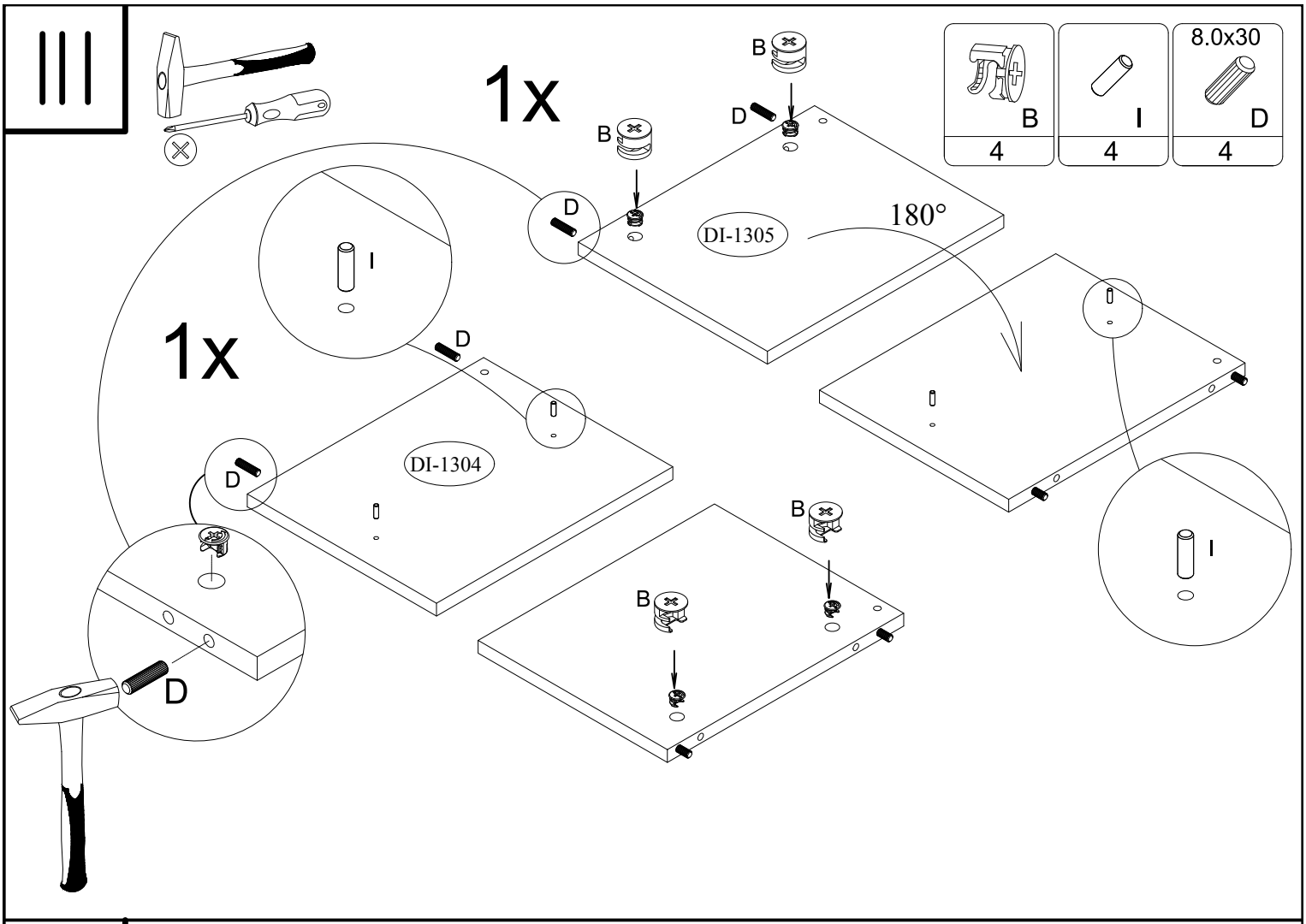
III
1x
B
D
B
D
DI-1305
180°
I
1x
D
DI-1304
D
B
B
I
D
B
4
I
4
8.0x30
D
4

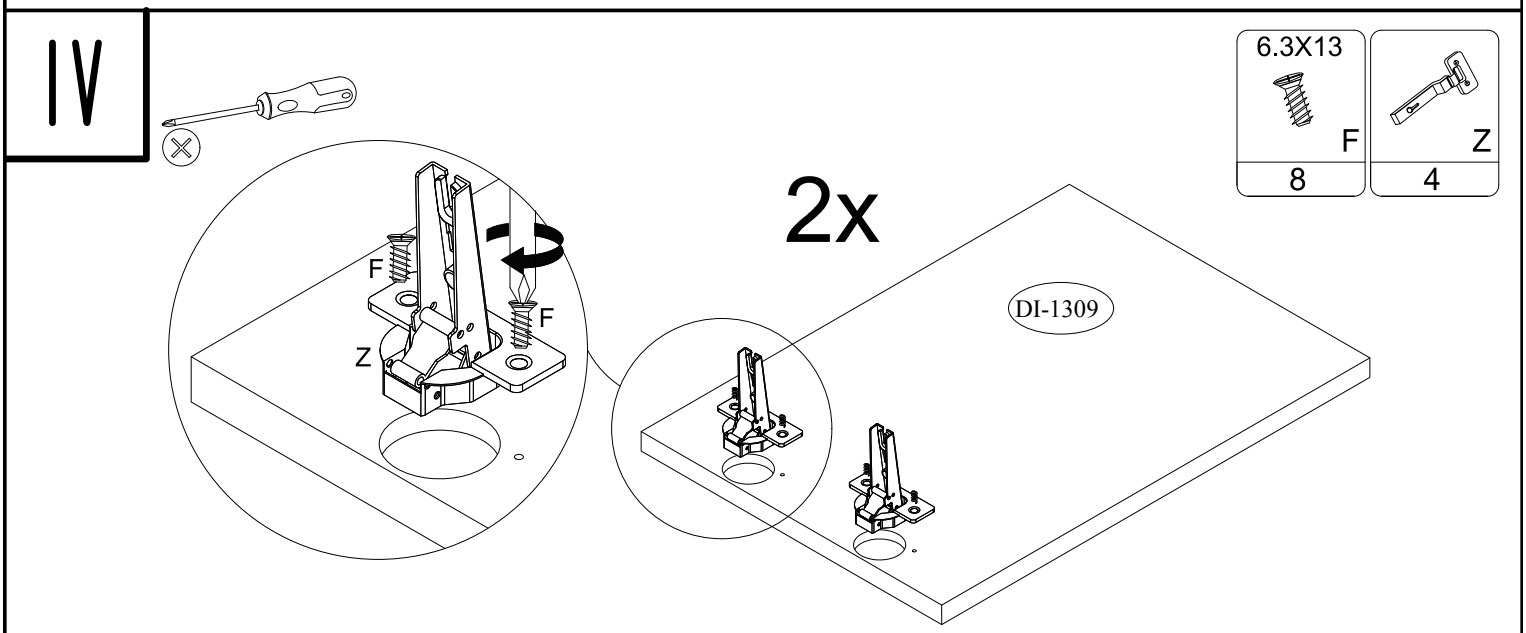
IV
2x
F
F
Z
DI-1309
6.3X13
F
8
Z
4

V

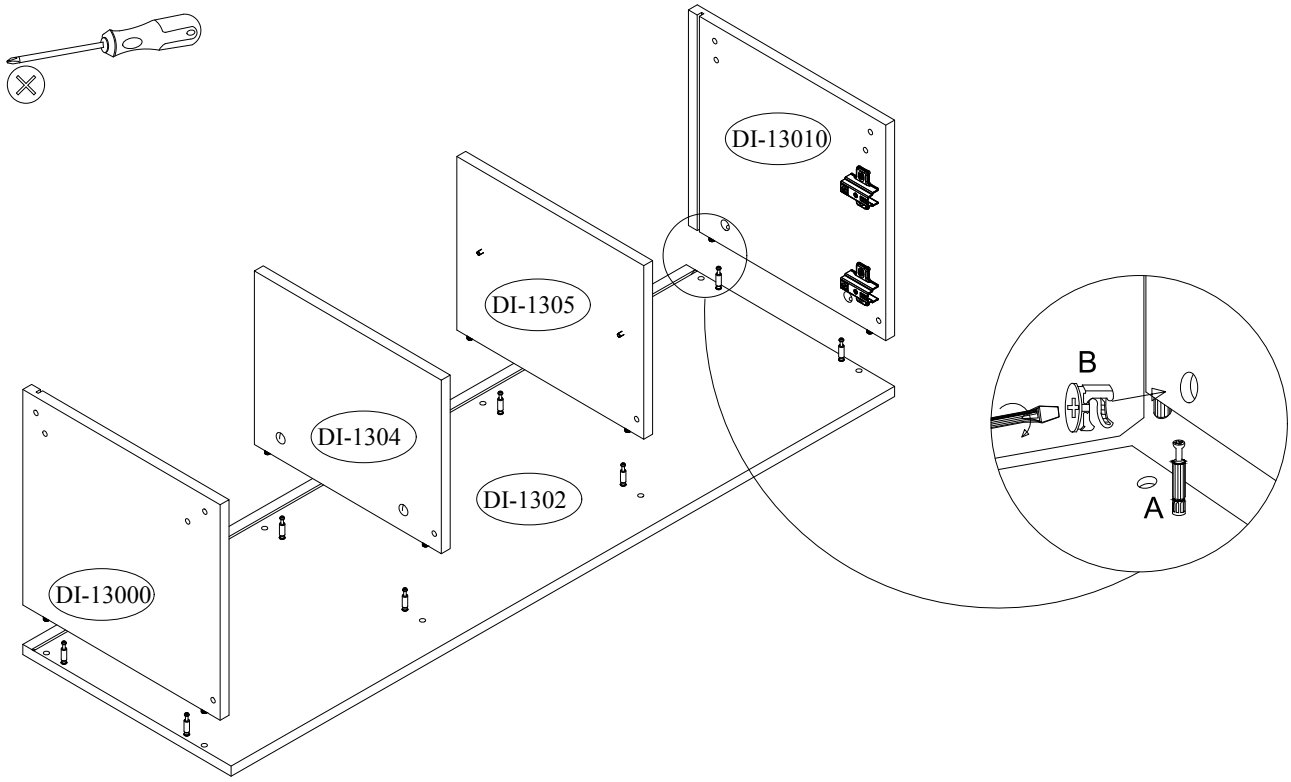
DI-13010
DI-1305
DI-1304
DI-1302
DI-13000
B
A

VI

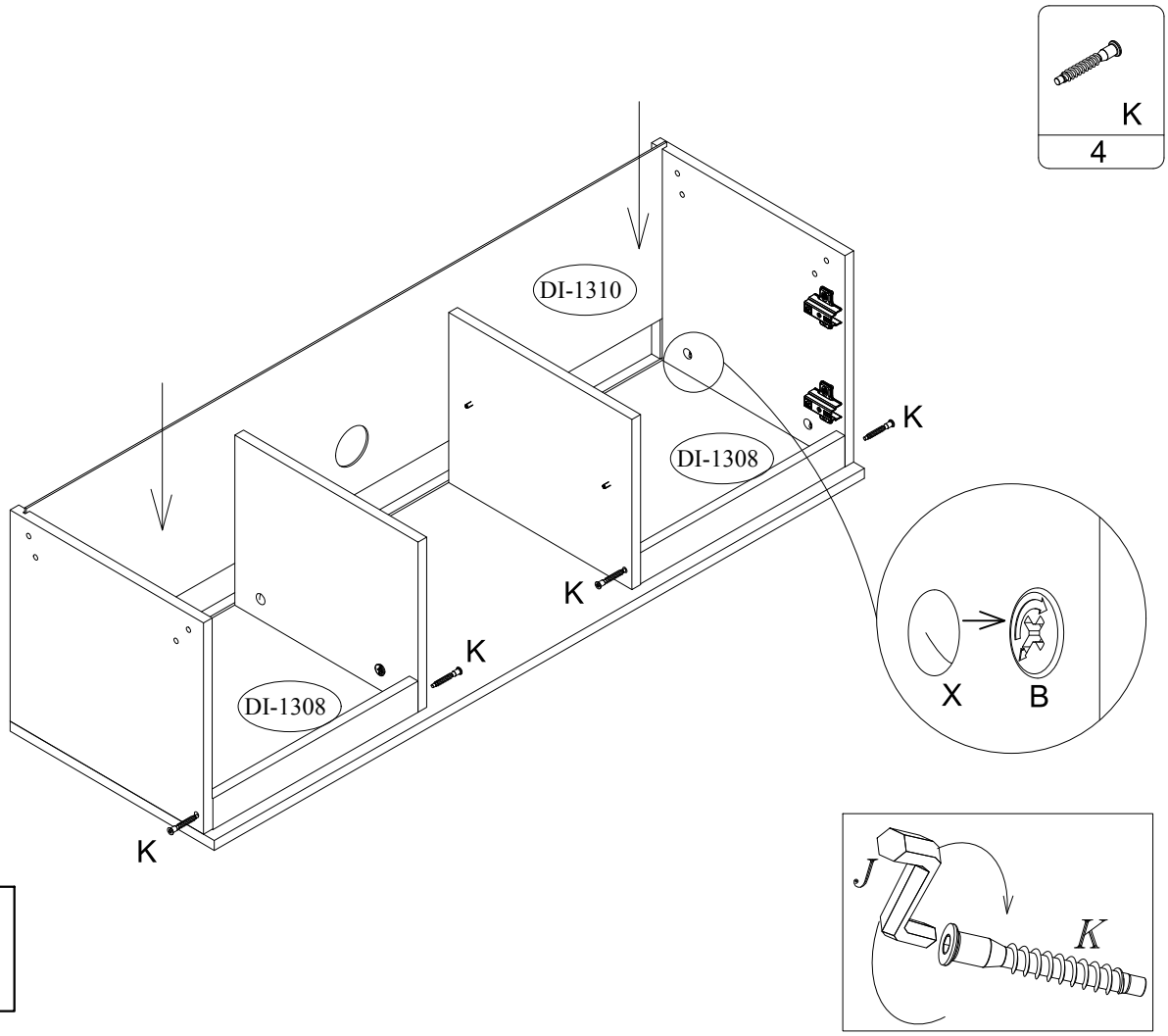
K
4
DI-1310
DI-1308
DI-1308
K
K
K
K
X
B
B
X
J
K

VII



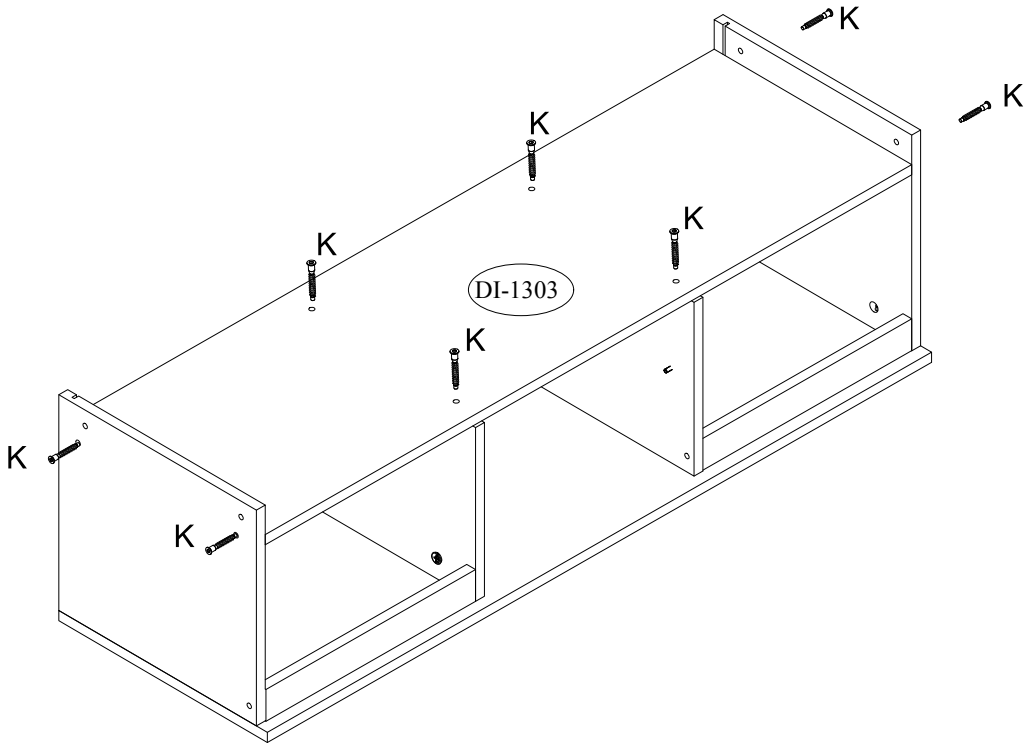

VIII

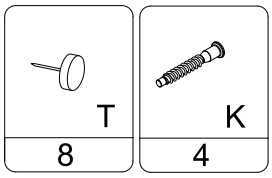

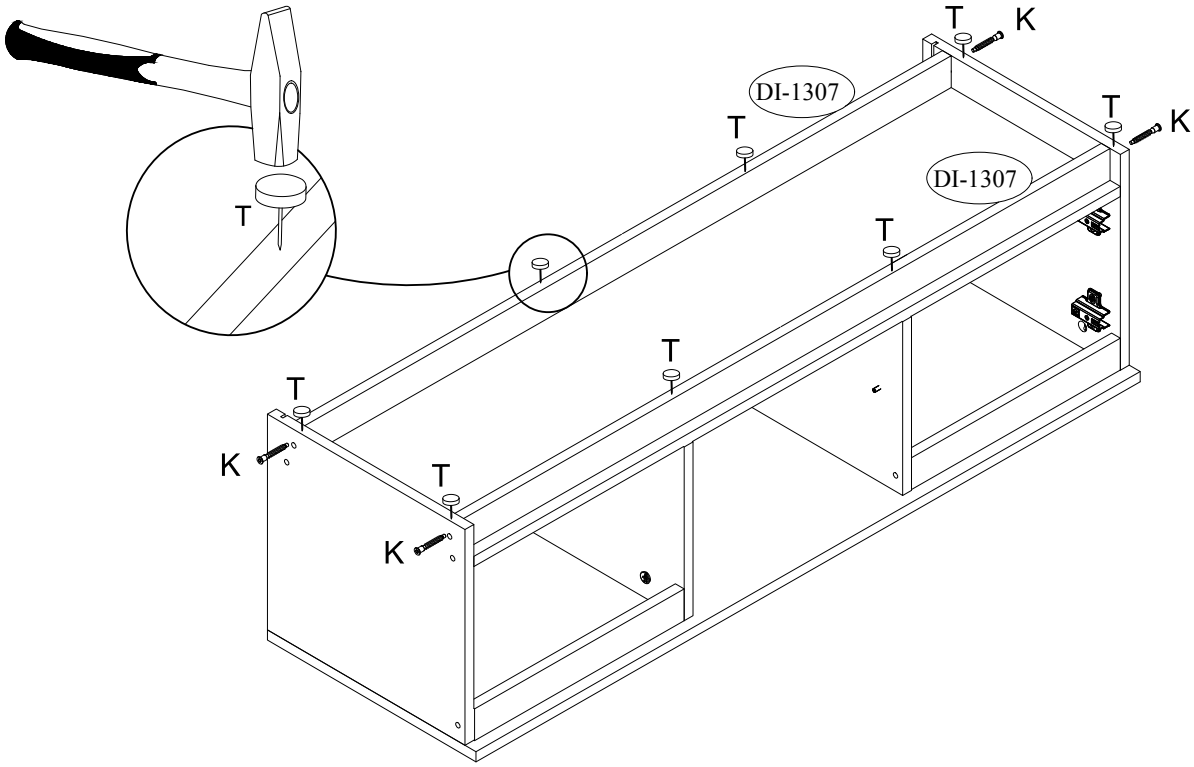

IX

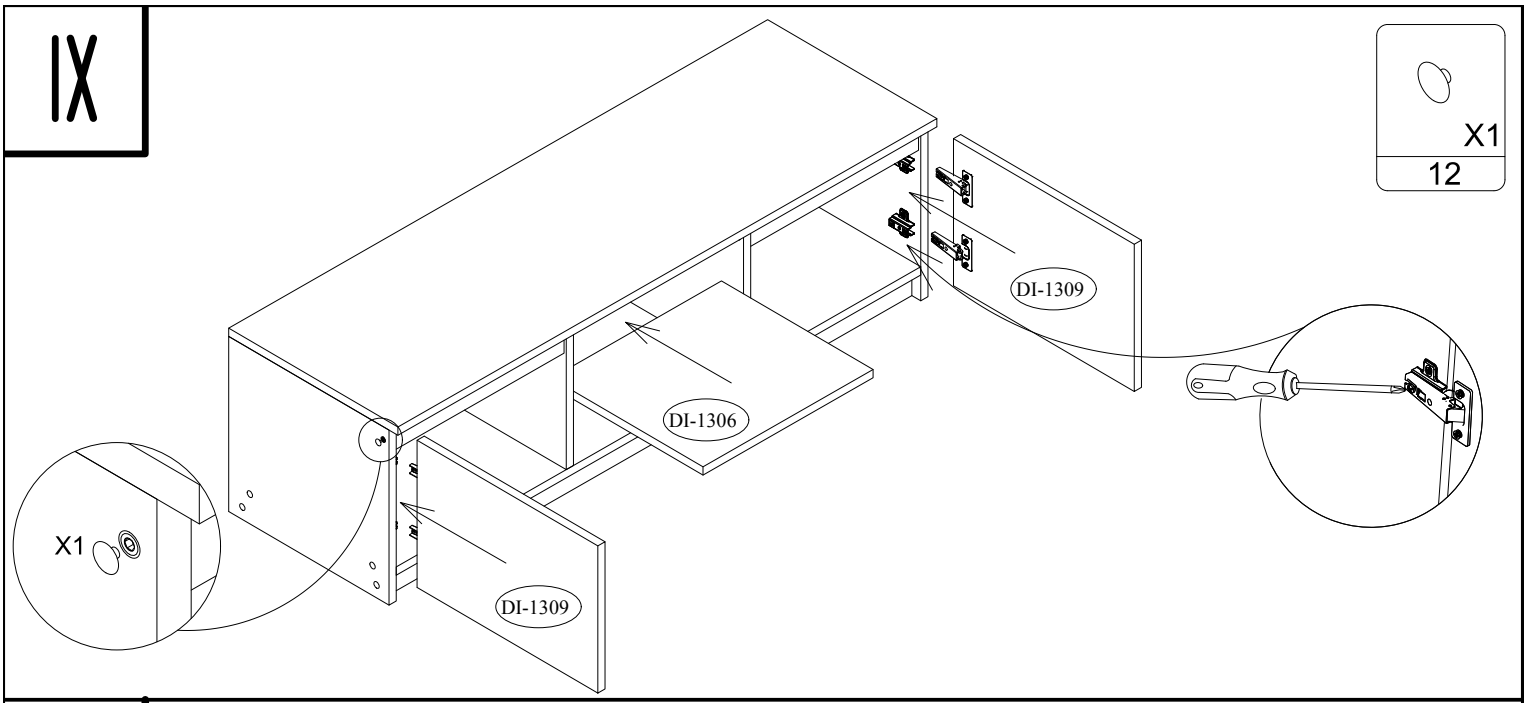

X

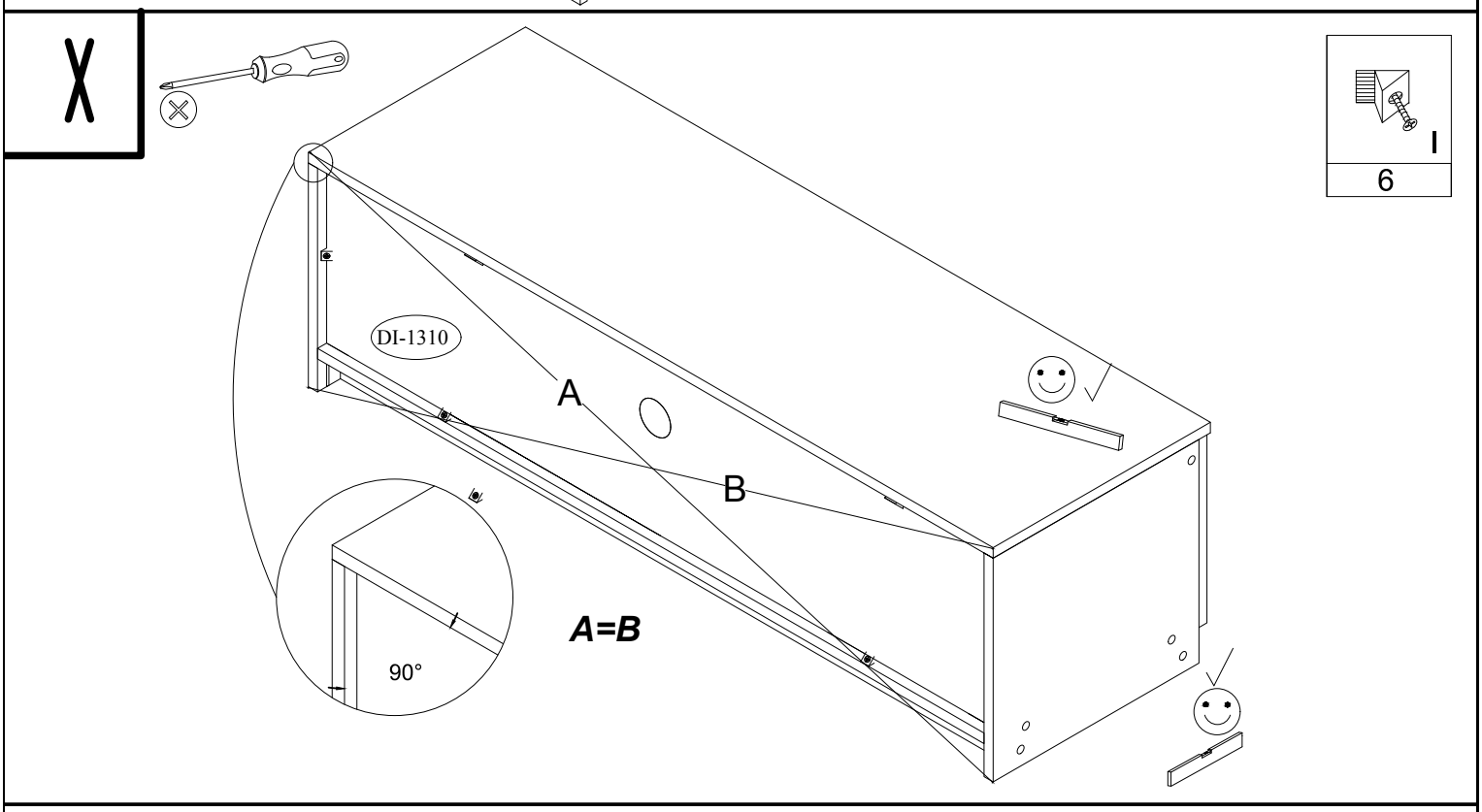

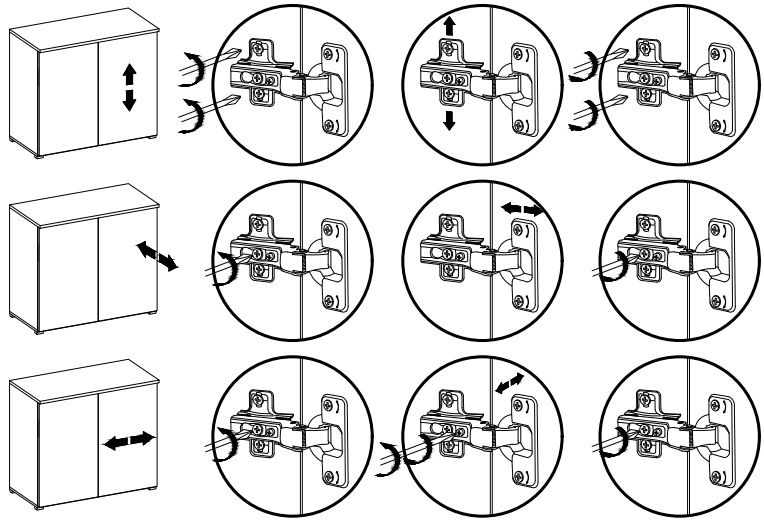

F Mettre la porte (égaliser les gonds)
I Regolare la porta (livellare le parentesi)
D Turen einstellen (Scharniere justieren)
GB Adjusting the doors (adjusting tke hinges)
NL Deuren instellen (scharnieren afstellen)
PL Nastawic drzwi (wyrownac zawiasy)
TR Kapilarin ayarlanmasi (menteşelerin seviye ayari)
RU Регулировка дверей (регулировка шарнира)
RO Ajustati uşa (aliniati balamalele)
CZ Seřid'te dveře (vyrovnejte závěsy)
SK Zrad'te dvere (vyrovnajte závesy)
HU Állítsa be az ajtót (igazítsa be a zsanérokat)

LED SET SQUERE 2S

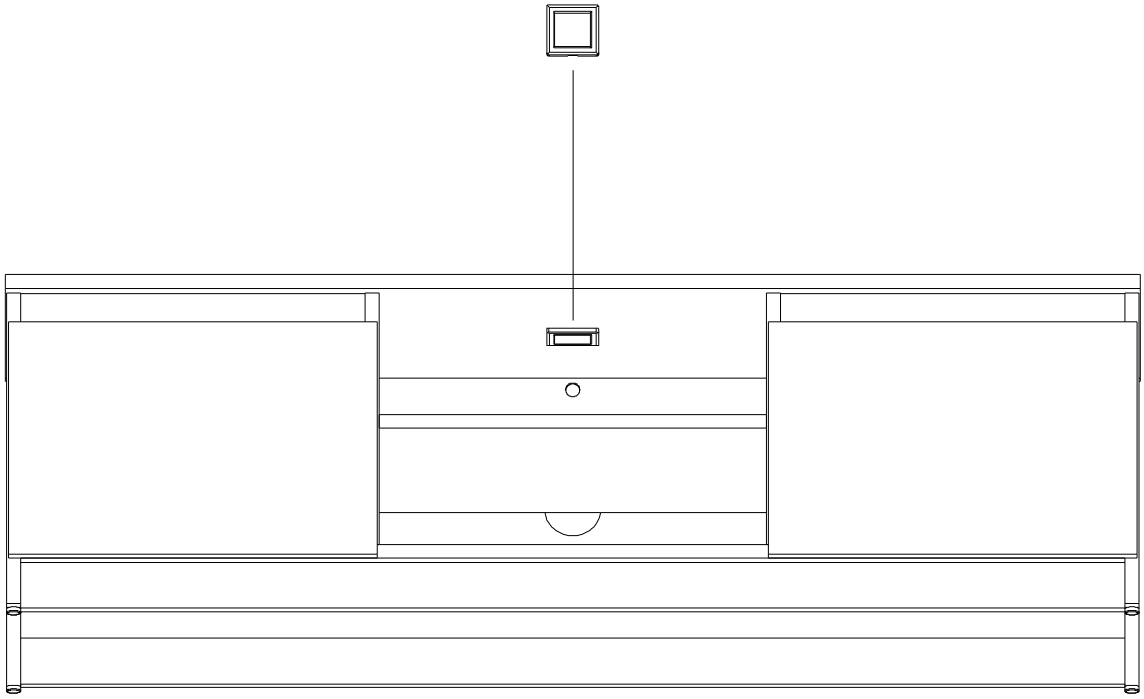

PL	Uwaga: Punkt mocowania opcjonalnego oświetlenia
CZ	Poznámka: Připojovací bod pro volitelné osvětlení
D	Hinweis: Befestigungspunkt für optionale Beleuchtung
GB	Note: Attachment point for optional lighting
F	Remarque: point de fixation pouréclairage optionnel
HU	Megjegyzés: Az opcionális világítás rögzítési pontja
I	Nota: punto di attacco per illuminazione opzionale
NL	Opmerking: bevestigingspunt voor optionele verlichting
RO	Notă: Punct de atașare pentru iluminatul opțional
SK	Poznámka: Pripojovací bod pre voliteľné osvetlenie
TR	Not: İsteğe bağlı aydınlatma için bağlantı noktası
SE	Obs: Monteringspunkt för valfri belysning
SLO	Opomba: Montažna točka za dodatno razsvetljavo
HR	Napomena: Montažna točka za opcijsko osvjetljenje
RU	Примечание: точка крепления для дополнительного освещения

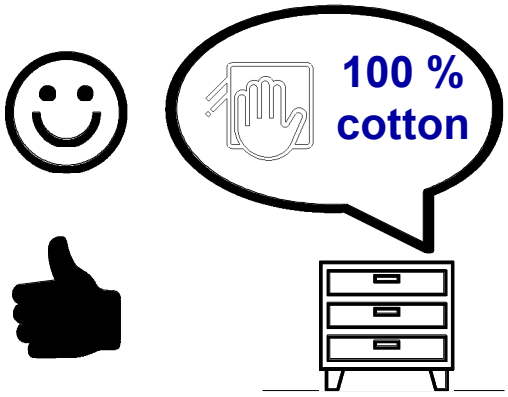







Séparez les éléments avant de trier