




## ASSEMBLY INSTRUCTION

MODEL: **Polar Dining Chair - Black/Black (19902-808)**

### Hardware List

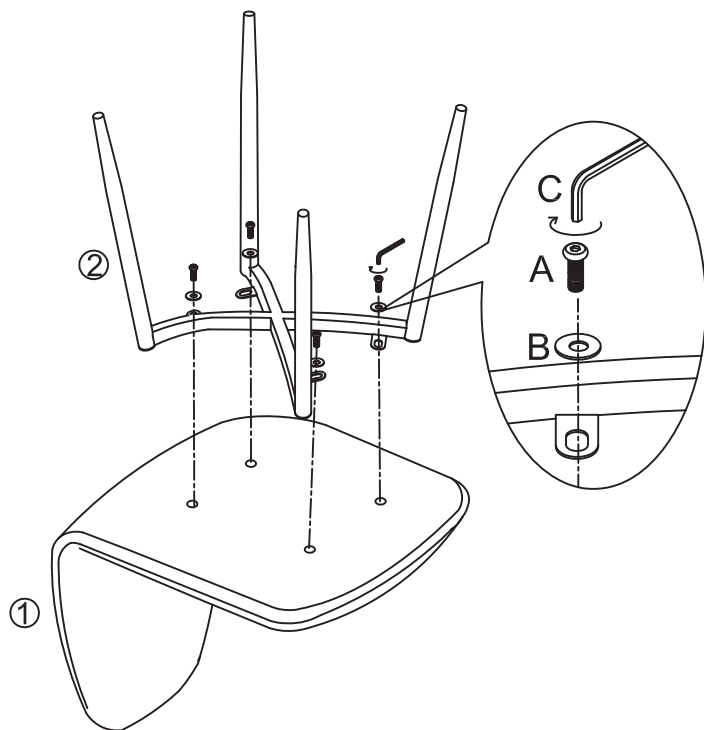
88888-1134 SP-Polar Dining Chair - Black/Black- Screw Set

No.	DESCRIPTION	QTY.
A	JCBC M6 x 18mm 	4pcs
B	Flat Washer 	4pcs
C	5# Allen Key 	1pc

### Part List

No.	DESCRIPTION	QTY.
1	SP-Polar Dining Chair -Black / Leg	1pc
2	SP-Polar Dining Chair -Black / Seat	1pc

1



### COMPLETED ASSEMBLE

