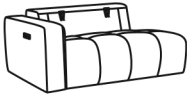
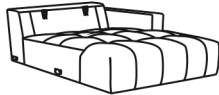
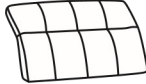

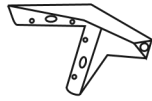



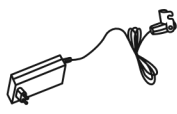

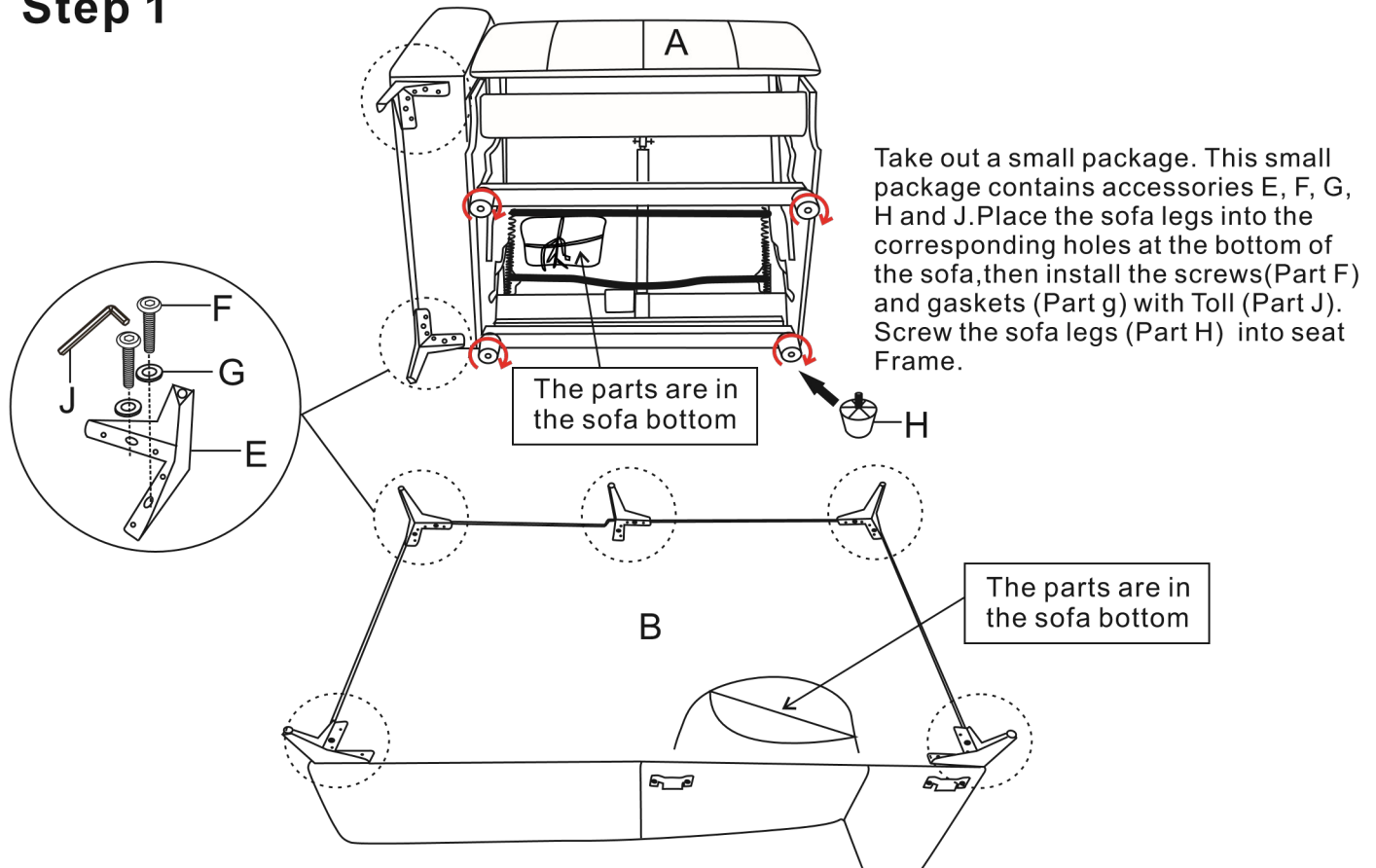


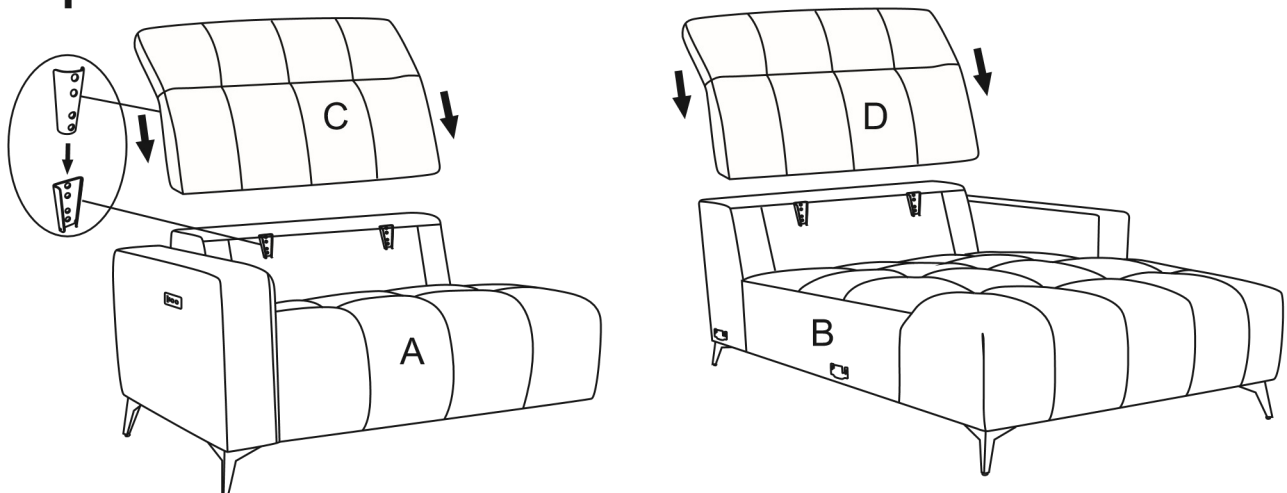
Original instructions

A  x1	B  x1	C  x1	D  x1	E  x7
F  x14	G  x14	H  x4	I  x1	J  x1

Step 1

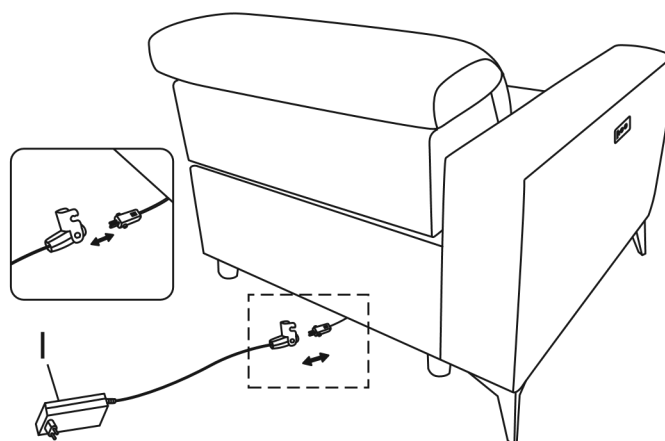


Step 2



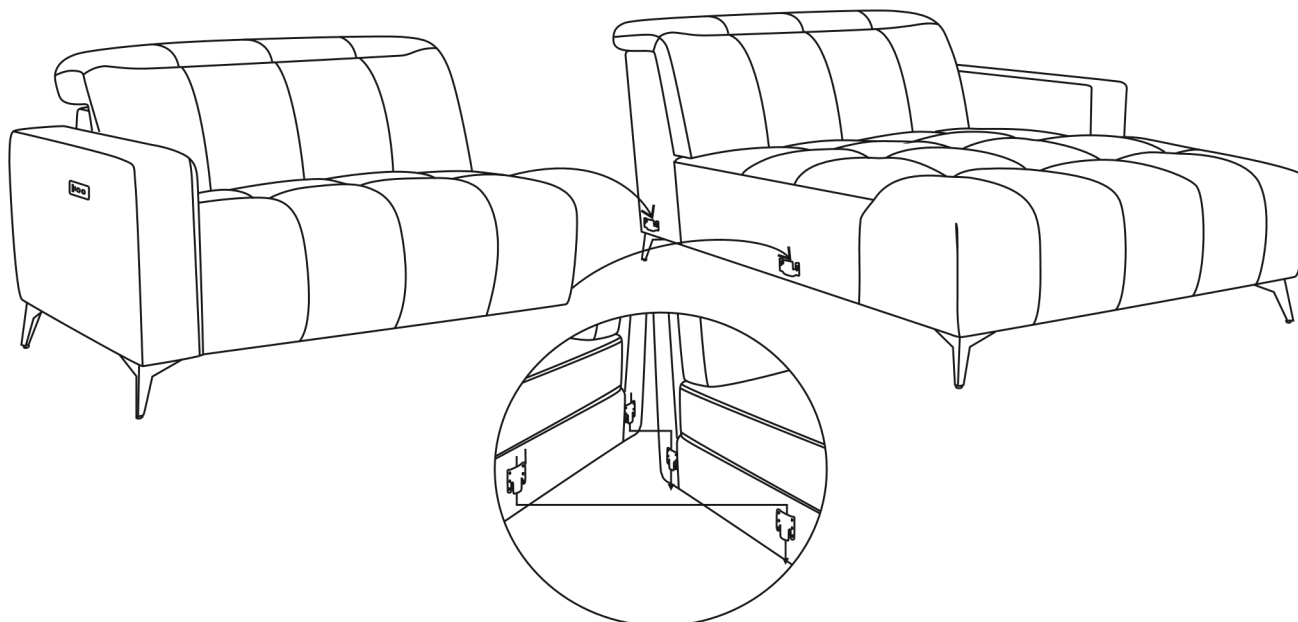
Connect the chair backrest (C/D) to the chair seat (A/B) by aligning the metal latches (male brackets) and grooves (female brackets) and sliding the backrest down to the bottom. Push down on the top of the back to lock the back into position.

Step 3

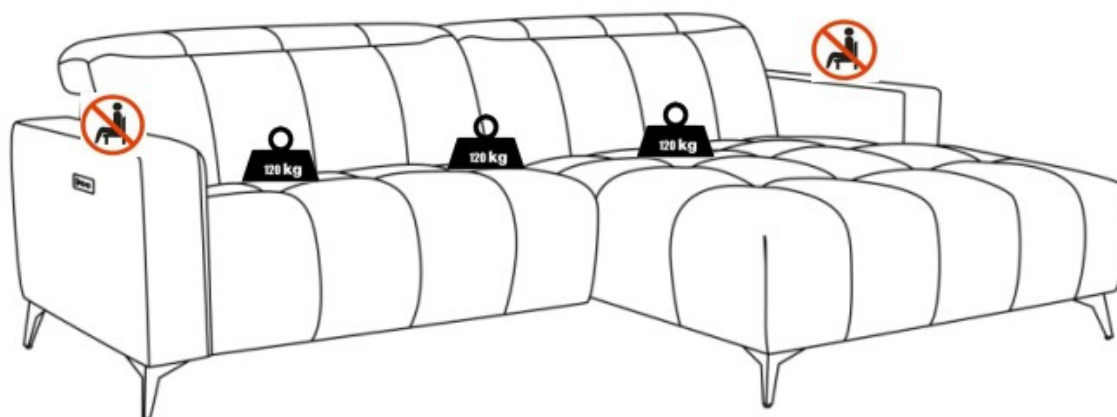


wire connects the power cord(I).

Step 4



Align one sofa component with the insert against another component to be connected, ensuring the insert is aligned with the corresponding slot. Gently press the sofa components to fully insert the insert into the slot, achieving the connection of the two components. During the connection, keep the components stable and aligned to avoid the insert from tilting or not fully inserting.



READ CAREFULLY AND KEEP FOR FUTURE REFERENCE

Maintenance work on electrical connections of the chair or on electrical auxiliary / control connections may only be carried out by qualified electricians. Before starting troubleshooting, the mains plug must be unplugged. In order to avoid accidents, please read the following notes regarding use:



- WARNING Beware of moving parts
- WARNING Do not allow children to play with this item of furniture
- WARNING Do not leave children under 14 years of age unsupervised with this item of furniture
- WARNING Do not allow children under 14 years of age operate this item of furniture
- WARNING Check for the presence of pets before operating this item of furniture - WARNING Disconnect this item from the power supply before moving or cleaning.
- WARNING Do not allow children to play with the furniture.
- WARNING Do not sit on the armrests or the backrests.
- WARNING Important safety instructions. It is important for the safety of persons to follow these instructions.

Save these instructions.

- WARNING This product is not suitable for self-assembly/installation. Assembly and installation should be carried out by a competent person only.
- WARNING This item of furniture contains no user maintainable parts. In the event of a fault contact your supplier.
- WARNING The product is suitable for the private household and not for the commercial purpose.
- Examine the appliance frequently for signs of wear or damage. If there are such signs or if the appliance has been misused or does not work, contact the supplier for further information.
- The leg rest part is not designed to support the weight of user!!!
- Make sure the item is set up in a flat, non-sloping place.
- Keep children of less than 14 years away from the furniture unless they are constantly under surveillance. -The furniture can be operated by person of 14 years and older if they have been instructed concerning use of the furniture in a safe way and understands the hazards involved.
- When operating a switch that initiates and maintains the movement of the furniture or terminates the movement of the furniture or causes a change of the direction of the movement of the furniture, make sure that other persons are kept away.
- Placement of furniture to avoid creating entrapment hazards with other furniture.
- This appliance can be operated by person aged from 14 years and above and persons with reduced physical, sensory or mental capabilities or lack of experience and knowledge if they have been given supervision or instruction concerning use of the appliance in a safe way and understand the hazards involved. Children shall not play with the appliance. Cleaning and user maintenance shall not be made by children without supervision.

- This appliance shall not be installed in area where the general public including children have access.
- This item of furniture contains no user maintainable parts. In the event of a fault contact your supplier.
- The appliance is only to be used with the power supply unit provided with the appliance.
- Use the product only for its intended purpose.
- Keep children away from the packaging material. Be careful not to put them over your head or swallow parts of them. Suffocation !!!
- Do not stand or sit on the extended backrest or footrest. Do not stand on the chair when the stand-up aid is raised! - Regularly check electrical cables and connections for damage.
Damage must be remedied immediately by an authorized specialist or specialist. The appliance must not be opened or repaired by yourself!
- The product may not be repaired or opened in case of defects. If the product is defective, please return it to an authorized dealer or ask for repair.
- Unplug the power cord from the wall outlet when the chair is taken out of service for a long period of time, - Keep your furniture away from direct sunlight.
- To clean, use a damp cloth or sponge or wipe dry with a lint-free cotton cloth.
- Do not use cleaning fluid or alcohol to clean the chair surface.
- Cleaning and user maintenance shall not be made by children.
- Always disconnect the furniture from the supply before assembling, disassembling, performing maintenance or cleaning.

The appliance shall be installed in accordance with national wiring regulations.

Do not operate your air conditioner in a wet room such as a bathroom or laundry room

Do not allow children to play with fixed controls

If the input supply cord of adaptor is damaged, it must be replaced by the manufacturer, its service agent or similarly qualified persons in order to avoid a hazard.

The output supply cord of adaptor cannot be replaced, if the cord is damaged the appliance should be scrapped.

Product name: Sofa

Year / Month:

YB2497

14910052/01,14910052/02

Max loading weight:360kg

1min on / 8 min off

220-240V, 50/60Hz, 1.5A

Factory: SHENZHEN FULIYUAN SMART HOME ECOCHAIN TECHNOLOGY CO.,LTD

Address: 38#,SanHe Industrial Zone, Jiangling Village,Pingshan, Longgang, Shenzhen, China

Importer: BDSK Handels GmbH & Co. KG

Address: Mergentheimer Straße 59

D-97084 Würzburg




Be part of in the electrical and electronic equipment waste



CE marking (includes compliance with EU health, safety and Environmental management)



For indoor use. The Resting and Reclining only suitable as a seat indoors by a maximum of one person.



Class II

The equipment has double or reinforced insulation and does not require grounding, providing a higher level of protection against electric shock. Even in the event of insulation failure, it will not pose a danger to the user.